

12

ECONO+ Series

RESIDENTIAL AND COMMERCIAL HAND DRYER

A FAST DRYING AND HYPER COMPACT HAND DRYER WITH A MODERN DESIGN AND A LONG LASTING DURABILITY.

ENVIRONMENTALLY FRIENDLY, USING LESS THAN 1/6th OF THE ENERGY OF CONVENTIONAL HAND DRYER

FEATURES

- Wide drying area
- Allows users to dry hands more naturally and comfortably.
- Air Speed Adjustment
- On/Off Heater Switch
- Standby Power: Less than 0.5W
- Blue action light indicating sensor range and maximum drying efficiency.
- LIFETIME warranty
- **Smallest footprint on the market**
- Easy to service
- Tamperproof screws

APPLICATIONS

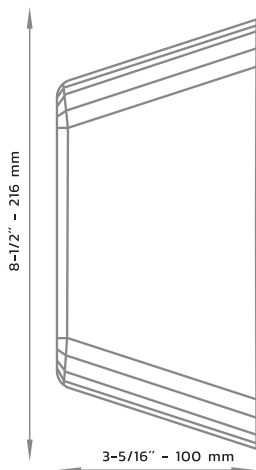
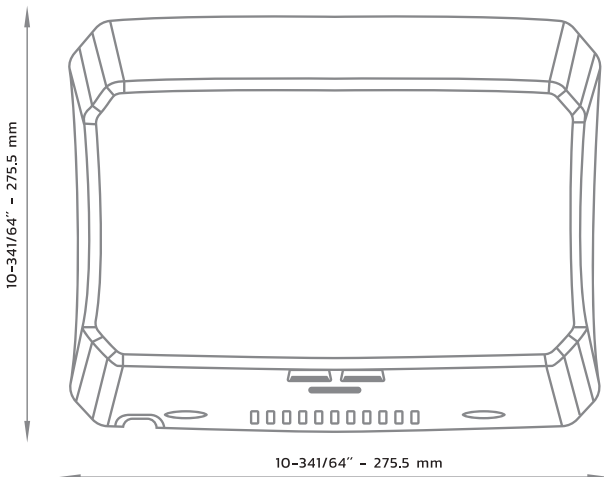
- Washrooms and clean up areas, commercial facilities, factories, restaurants and hospitals
- Perfect for Residential use: Condominiums, apartments, houses, garages



DIMENSIONS


FRONT VIEW

SIDE VIEW



DISTANCE FROM BOTTOM
EDGE OF DRYER TO FLOOR

| | |
|----------------------|--------------|
| Men | 47" (119 cm) |
| Women | 44" (112 cm) |
| Children 8-10 years | 35" (89 cm) |
| Children 11-13 years | 38" (97 cm) |
| Children 14-16 years | 44" (112 cm) |
| Disabled | 36" (91 cm) |



White

Stainless Steel

SPECIFICATIONS

Voltage Universal 115-230*VAC (*50/60Hz)
Material 1.2mm White Powder Coated Steel
Features Contemporary curved design | Patented high-flow dual air outlets
Motor 250-500W Brush Type: Dual Ball Bearings | 15,000-26,000 RPM | 95°C auto reset overload
Power Use 240V, 50Hz, 1000W, 4.17A
Sound Level 75db (+/- 3)
Drying time Less than 15 seconds
DP Rating IP 23
Element 500W

Heater 85°C auto resetting thermostat | 105°C auto reset safety cut off
Warm Air Speed: 35-70mis (adjustable) | Temp: Ambient +25°C
Protection 60 sec power cut off, auto reset
Sensor/Range Infrared Automatic - 152mm +/- 20mm preset
 Blue LED indicates operation/range
Case Security 2 SS theft resistant hex drive screws (hex key supplied)
Net Weight 3.8kg
Dimensions 276mmW x 216mmH x 100mmD
Note Unit can be hard wired by electrician or used with cord and plug provided
Material 1.2mm White Powder Coated Steel

ORDERING GUIDE

| Model No. | Color | Watts | Volts Hz | Air Velocity LFM | Air Volume CFM | Noise dB | Dimensions (W x H x D) (mm/in.) | Weight (kg/lbs.) |
|-----------|-----------------|-------|----------|------------------|----------------|----------|---------------------------------|------------------|
| ECO+W | White | 1000 | 110-240 | 17000 | 250 | <75 | 276x216x100 (10x8.5x3.9) | 3.8/8 |
| ECO+B | Stainless steel | 1000 | 110-240 | 17000 | 250 | <75 | 276x216x100 (10x8.5x3.9) | 3.8/8 |